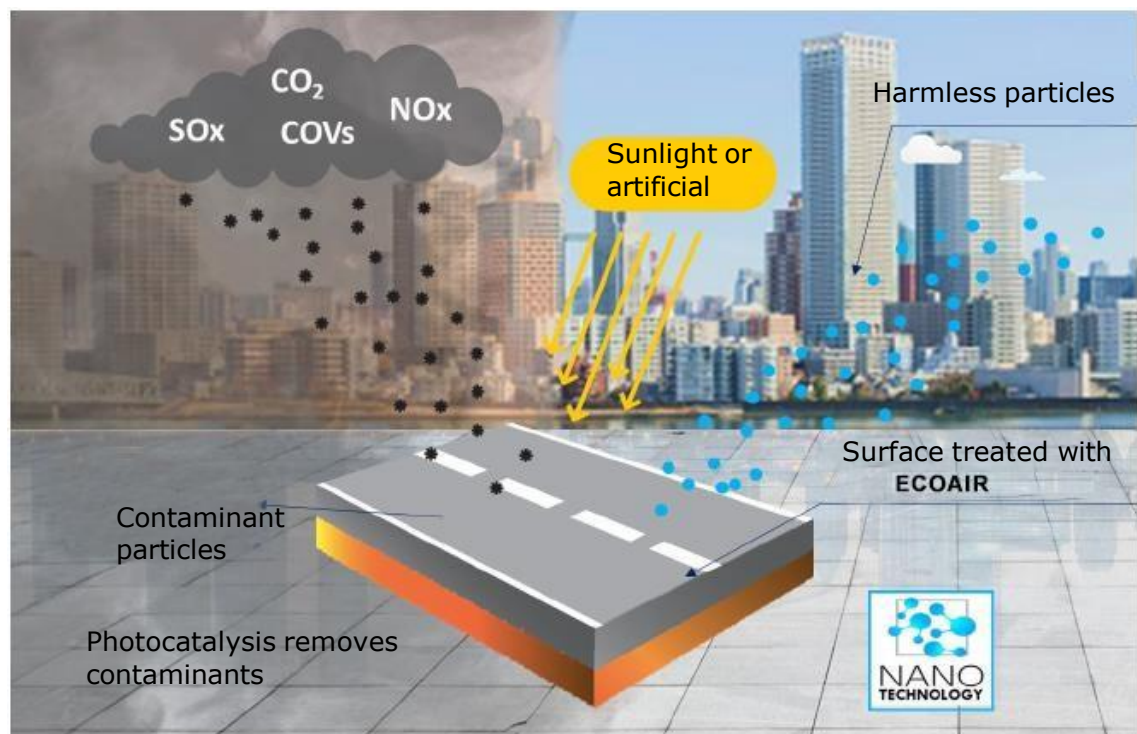


# Q+TERMIX ECOAIR LONG LIFE

## PHOTOCATALYTIC DECONTAMINATING PAINT FOR ASPHALT

Colorless photocatalytic paint with high decontamination efficiency, formulated based on nanotechnology, for asphalt. It is characterized by using light (natural or artificial) to reduce atmospheric pollution (CO<sub>2</sub>, NO<sub>x</sub>, SO<sub>x</sub>, VOCs) and prevent the proliferation of pathogenic agents in the environment. It also has an outstanding deodorizing and self-cleaning capacity, prolonging the good appearance of surfaces and reducing maintenance costs.

### ¿ WHAT IS PHOTOCATALYSIS?




### ADVANTAGE




PROVEN DURABILITY

UNE-EN13197:2012+A1:2014

ISO 10678:2024



ECOAIR remains above class 3 after two-million-wheel arches



The photocatalytic activity of ECOAIR is maintained for more than three years.

DECONTAMINATING POWER



One liter of ECOAIR paint eliminates 200 mg of NOx per year, which is equivalent to eliminating the pollution produced by 2 cars per year.

The application of ECOAIR on 15,000 m2 of surface area reduces the emissions of 1,000 cars.

CARBON FOOTPRINT REDUCTION

The application of ECOAIR on a surface of 50,000 m2 would eliminate 1 kg of NOx, which is equivalent to eliminating 298 kg of CO. eq.

Greenhouse Gas	Global Warming Potential with respect to CO <sub>2</sub>
Carbon Dioxide CO <sub>2</sub>	1
Methane CH <sub>4</sub>	25
Nitrogen Oxide N <sub>2</sub> O	298
Hydroflurocarbon HFCs	124 – 14,800
Perofluorocarbons PFCs	7,390 – 12,200
Hexafluoride Sulfide SF <sub>6</sub>	22,800





## **COLORLESS PHOTOCATALYTIC COATING TO USE**

**ECOAIR LONG LIFE:** Photocatalytic coating for asphalt.

Yield: 8 m<sup>2</sup>/L

## **RECOMMENDED APPLICATION METHOD**

For the different photocatalytic products, application with spraying equipment (backpack sprayer) is recommended.

### **Technical Information:**

Recommended working pressure: 0,40 - 0,45 Mpa

Nozzle size: 0,55 inches

Nozzle flow rate: 4 L/min

Nozzle type: Curtain



In the case of large surfaces, such as asphalt, spraying equipment is also recommended, but of a larger magnitude, such as the trailer shown below:



**Figure 1.** Sprayer trailer



**Figure 2.** Sprayer trailer

The trailer must be calibrated to meet the manufacturer's recommended performance.

## **APPLICATION GUIDE**

- 1- The surface must be completely dry and clean before applying the photocatalytic coating. In case it is a new surface (recently placed), it should be cleaned with a blower to remove any dust to ensure the adherence of the photocatalytic coating. For more extreme cases, where the surface presents oil stains or any other dirt residue, it should be cleaned with degreaser and pressurized water.
- 2- The application area should be delimited and kept closed to the passage of people or vehicles during the execution of the work.
- 3- Apply only one coat of photocatalytic product, taking care to cover the entire surface and let it dry.
- 4- Drying is carried out under normal environmental conditions and does not require any subsequent heat treatment.

## **ENVIRONMENTAL CONDITIONS FOR APPLICATION**

- 1- **Temperature:** Apply the product avoiding extreme temperatures.
- 2- **Humidity:** In the case of exteriors, avoid applying the product on very humid or rainy days, since humidity can interfere with proper drying.
- 3- **Exposure to light:** Photocatalytic technology is activated by natural or artificial light, so it is recommended that treated surfaces are exposed to a good light source to maximize its effect.

## **SAFETY DURING APPLICATION**

- 1- **Personal protective equipment:** Wear gloves, mask and safety glasses to avoid direct contact with the product.
- 2- **Product storage:** Keep the product in a cool, dry place away from direct sunlight. Be sure to close containers tightly after use to avoid deterioration.

