



QUIMIPLUS
HERITAGE & CONSTRUCTION

ECOAIR

**FUTURE
IS HERE**

PHOTOCATALYSIS

1 liter of ECOAIR paint eliminates 200 mg of NOX per year, this is equivalent to:

- . Eliminating the pollution produced by 2 cars per year.**
- . Planting 150 trees**

SUSTAINABILITY

ENVIRONMENTAL

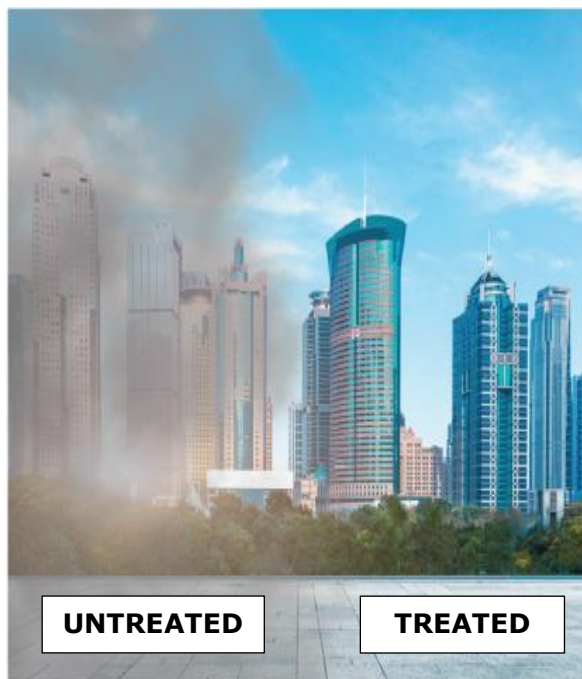


Q+TERMIK ECOAIR 3.0 SURFACE

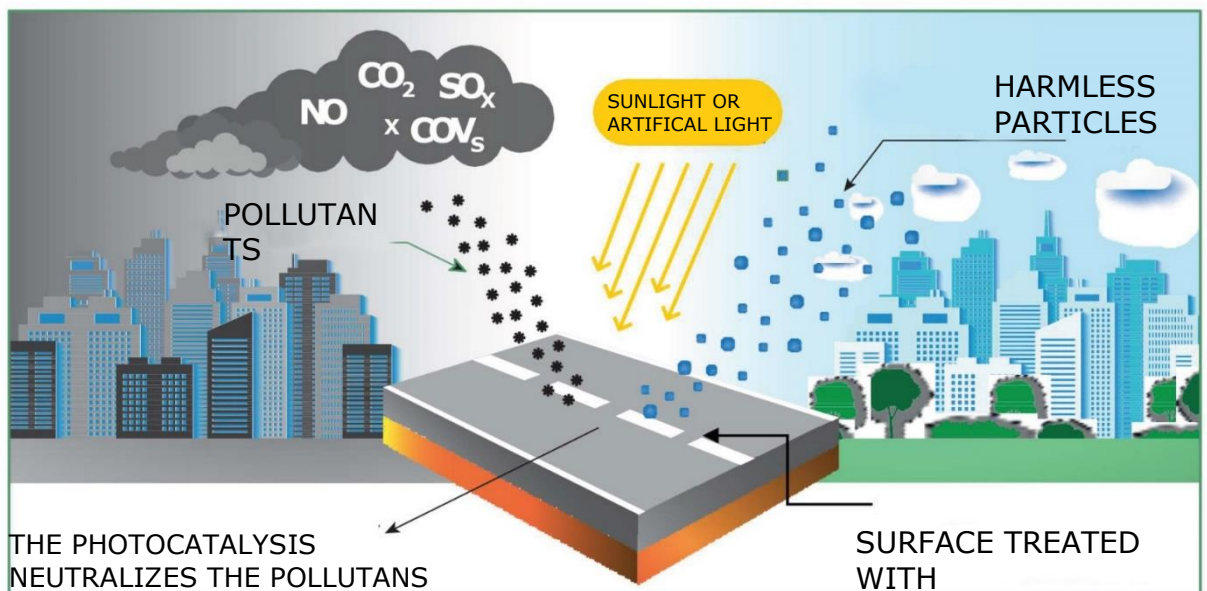
DECONTAMINATING PHOTOCATALYTIC PAINT

Photocatalytic paint with high decontaminating efficiency for walls, ceilings and horizontal surfaces, characterized by using light to reduce atmospheric pollution (CO_2 , NO_x , O_x , VOC) and eliminate pathogens from the environment (viruses, bacteria, molds, yeasts, spores...). It also has an outstanding deodorizing and cleaning capacity, prolonging the good appearance of surfaces and reducing maintenance costs.

CHARACTERISTICS.



- Maximum decontaminant efficiency.
- Certified high durability.
- Maintains intact the aesthetics of the treated surface.
- Strong bactericidal effect.
- In the case of horizontal surfaces does not alter the slip resistance.
- Applicable on porous mineral surfaces such as sidewalks, asphalts, facades, pavements, monuments, urban furniture, etc.
- Suitable for interior spaces such as tunnels, parking lots, bus terminals, creating spaces with cleaner air.
- Spaces with cleaner air.
- Applicable with roller, brush and spraying equipment.



APPLICATIONS

- Pavements
- Concrete elements
- Facades
- Farms

GAMA

Colorless

DRYING TIME

15-60 min

COLORLESS PHOTOCATALYTIC COATING TO USE

ECOAIR 3.0 SURFACE: : Recommended for sidewalks, building facades, bricks, plasterboard and any mineral surface.

Yield: 8-10 m²/L

RECOMMENDED APPLICATION METHOD

For the different photocatalytic products, application with spraying equipment (backpack sprayer) is recommended. You can use Roller and brush too.

TECHNICAL INFORMATION:

Nozzle size: 0,55 inches

Appearance: White translucent liquid.

Nozzle flow rate: 4 L/min

Density (20°C): 1,00- 1,10 g/cm³

Nozzle type: Curtain

pH (20°C): 10,50- 12,50

Yield: 10 m²/L

Application: backpack or spray truck

Drying time: 30 minutes

Recommended working pressure: 0,40 - 0,45 Mpa

It must be applied at a maximum distance of 10 cm from the substrate.

Grammage: 100 - 150 gr/m²

No need for subsequent heat treatment



APPLICATION GUIDE

- 1- The surface must be completely dry and clean before applying the photocatalytic coating. In case it is a new surface (recently placed), it should be cleaned with a blower to remove any dust to ensure the adherence of the photocatalytic coating. For more extreme cases, where the surface presents oil stains or any other dirt residue, it should be cleaned with degreaser and pressurized water.
- 2- The application area should be delimited and kept closed to the passage of people or vehicles during the execution of the work.
- 3- Apply only one coat of photocatalytic product, taking care to cover the entire surface and let it dry.
- 4- Drying is carried out under normal environmental conditions and does not require any subsequent heat treatment.

ENVIRONMENTAL CONDITIONS FOR APPLICATION

- 1- **Temperature:** Apply the product avoiding extreme temperatures.
- 2- **Humidity:** In the case of exteriors, avoid applying the product on very humid or rainy days, since humidity can interfere with proper drying.
- 3- **Exposure to light:** Photocatalytic technology is activated by natural or artificial light, so it is recommended that treated surfaces are exposed to a good light source to maximize its effect.

SAFETY DURING APPLICATION

- 1- **Personal protective equipment:** Wear gloves, mask and safety glasses to avoid direct contact with the product.
- 2- **Product storage:** Keep the product in a cool, dry place away from direct sunlight. Be sure to close containers tightly after use to avoid deterioration.

ADVANTAGES



ENDORSED

Certified by the Madrid City Council guaranteeing durability and efficiency.

- ❖ Certified by the Iberian Association of Photocatalysis (AIF) guaranteeing durability and efficiency.
- ❖ Efficiency descontaminant validated according to standard 150 22197-1:2007/2011.
- ❖ Photocatalytic efficiency according to ISO 10678; 2010.
- ❖ Photocatalytic product class 3 according to UNE 127197-1.
- ❖ Antibacterial capacity of 99.9% validated according to standard 150 27447:2009.
- ❖ Slip resistance report issued by CEMOSA.

APPLICATION FIELDS



HAZARD IDENTIFICATION



Solvent Free



VOCs Free



Non corrosive



Use of PPE



Emission Free in case of fire


© Copyright. EXCLUSIVAS JUMACAR QUIMIPLUS SL. All rights reserved

  **MADE IN SPAIN**



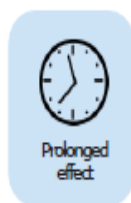
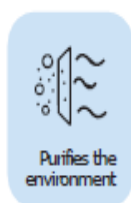
Q+TERMIK ECOAIR 3.0 KROMATIC

CHROMATIC PHOTOCATALYTIC PAINT FOR INTERIORS

The application of this paint has a high decontaminating efficiency and a self-cleaning capacity that preserves the aesthetics of the surface, reducing maintenance costs, with a strong bactericidal and deodorising effect of high durability. It has a high quality and aesthetically pleasing professional matt finish with a choice of soft customised colours. Suitable for surfaces such as cement, concrete, monolayer, plasterboard, plaster, brick, etc., for interiors and facades, creating spaces with purer air.



ADVANTAGES



HAZARD IDENTIFICATION



Solvent Free



VOCs Free



Non corrosive

COLORLESS PHOTOCATALYTIC COATING TO USE

ECOAIR 3.0 KROMATIC: : White photocatalytic paint with a high decontaminating efficiency for interiors and exteriors.

Yield: 6 - 8 m²/L

RECOMMENDED APPLICATION METHOD

- Roller, brush or spray gun

APPLICATION GUIDE

- 1- Shake well the content of the container before painting.
- 2- The surface must be clean, dry, well adhered and free of impurities such as mold, algae, lichens or salts.
- 3- In the case that the surface already has an existing paint, verify that the product is compatible with this paint.
- 4- It is recommended to apply a coat of paint before applying the chromatica as a primer for better coverage.
- 5- Apply only one coat of photocatalytic product.
- 6- Special care should be taken to ensure that the photocatalytic paint is always the last layer, being exposed to the elements and under no circumstances should any surface coating be applied on top of it.
- 7- Allow to dry for at least 60 minutes_

ENVIRONMENTAL CONDITIONS FOR APPLICATION

- 1- **Temperature:** Apply the product avoiding extreme temperatures.
- 2- **Humidity:** In the case of exteriors, avoid applying the product on very humid or rainy days, since humidity can interfere with proper drying.
- 3- **Exposure to light:** Photocatalytic technology is activated by natural or artificial light, so it is recommended that treated surfaces are exposed to a good light source to maximize its effect.

SAFETY DURING APPLICATION

- 1- **Personal protective equipment:** Wear gloves, mask and safety glasses to avoid direct contact with the product.
- 2- **Product storage:** Keep the product in a cool, dry place away from direct sunlight. Be sure to close containers tightly after use to avoid deterioration.

© Copyright. EXCLUSIVAS JUMACAR QUIMIPLUS SL. All rights reserved

 **MADE IN SPAIN**

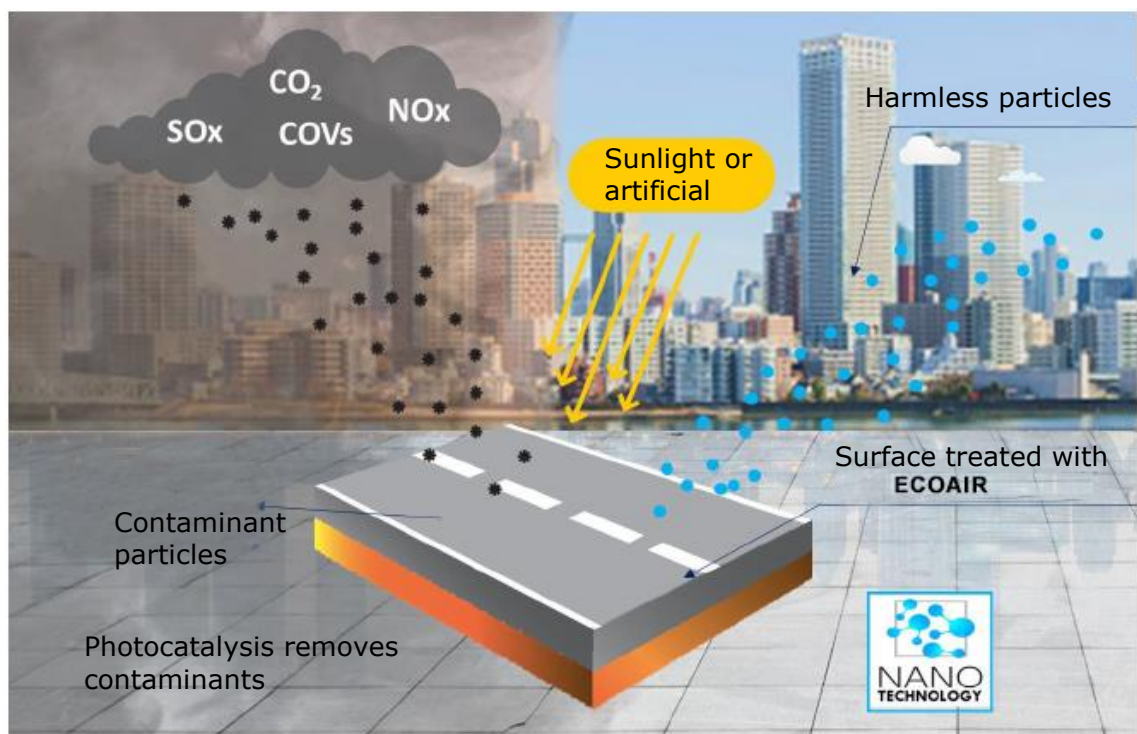


Q+TERMİK ECOAIR LONG LIFE

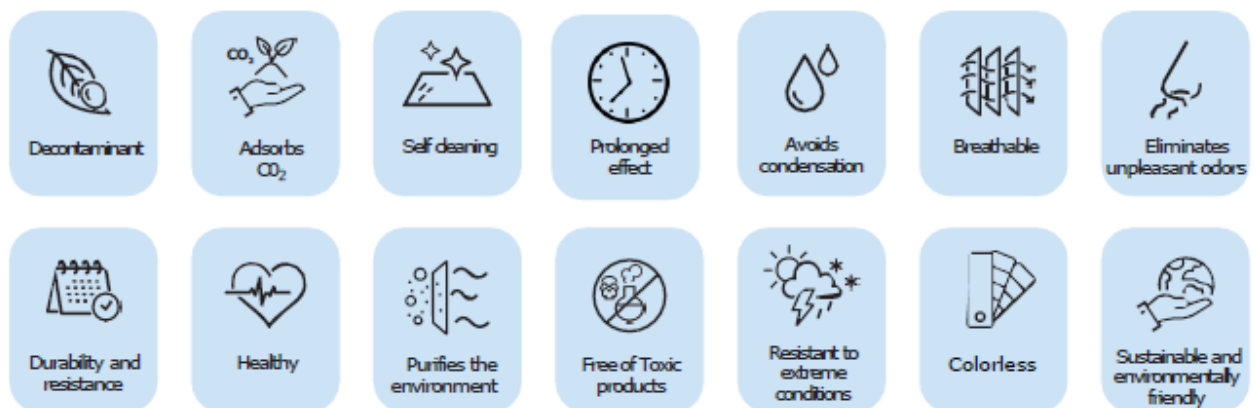
PHOTOCATALYTIC DECONTAMINATING PAINT FOR ASPHALT

Colorless photocatalytic paint with high decontamination efficiency, formulated based on nanotechnology, for asphalt. It is characterized by using light (natural or artificial) to reduce atmospheric pollution (CO₂, NO_x, SO_x, VOCs) and prevent the proliferation of pathogenic agents in the environment. It also has an outstanding deodorizing and self-cleaning capacity, prolonging the good appearance of surfaces and reducing maintenance costs.

¿ WHAT IS PHOTOCATALYSIS?




ADVANTAGE




PROVEN DURABILITY

UNE-EN13197:2012+A1:2014



ECOAIR remains above class 3 after two-million-wheel arches

ISO 10678:2010



The photocatalytic activity of ECOAIR is maintained for more than three years.

DECONTAMINATING POWER



One liter of ECOAIR paint eliminates 200 mg of NOx per year, which is equivalent to eliminating the pollution produced by 2 cars per year.

The application of ECOAIR on 15,000 m² of surface area reduces the emissions of 1,000 cars.

CARBON FOOTPRINT REDUCTION

The application of ECOAIR on a surface of 50,000 m² would eliminate 1 kg of NOx, which is equivalent to eliminating 298 kg of CO. eq.

Greenhouse Gas	Global Warming Potential with respect to CO ₂
Carbon Dioxide CO ₂	1
Methane CH ₄	25
Nitrogen Oxide N ₂ O	298
Hydroflurocarbon HFCs	124 – 14,800
Perofluorocarbons PFCs	7,390 – 12,200
Hexafluoride Sulfide SF ₆	22,800



COLORLESS PHOTOCATALYTIC COATING TO USE

ECOAIR LONG LIFE: Photocatalytic coating for asphalt.

Yield: 8 m²/L

RECOMMENDED APPLICATION METHOD

For the different photocatalytic products, application with spraying equipment (backpack sprayer) is recommended.

Technical Information:

Recommended working pressure: 0,40 - 0,45 Mpa

Nozzle size: 0,55 inches

Nozzle flow rate: 4 L/min

Nozzle type: Curtain



In the case of large surfaces, such as asphalt, spraying equipment is also recommended, but of a larger magnitude, such as the trailer shown below:



Figure 1. Sprayer trailer



Figure 2. Sprayer trailer

The trailer must be calibrated to meet the manufacturer's recommended performance.

APPLICATION GUIDE

- 1- The surface must be completely dry and clean before applying the photocatalytic coating. In case it is a new surface (recently placed), it should be cleaned with a blower to remove any dust to ensure the adherence of the photocatalytic coating. For more extreme cases, where the surface presents oil stains or any other dirt residue, it should be cleaned with degreaser and pressurized water.
- 2- The application area should be delimited and kept closed to the passage of people or vehicles during the execution of the work.
- 3- Apply only one coat of photocatalytic product, taking care to cover the entire surface and let it dry.
- 4- Drying is carried out under normal environmental conditions and does not require any subsequent heat treatment.

ENVIRONMENTAL CONDITIONS FOR APPLICATION

- 1- **Temperature:** Apply the product avoiding extreme temperatures.
- 2- **Humidity:** In the case of exteriors, avoid applying the product on very humid or rainy days, since humidity can interfere with proper drying.
- 3- **Exposure to light:** Photocatalytic technology is activated by natural or artificial light, so it is recommended that treated surfaces are exposed to a good light source to maximize its effect.

SAFETY DURING APPLICATION

- 1- **Personal protective equipment:** Wear gloves, mask and safety glasses to avoid direct contact with the product.
- 2- **Product storage:** Keep the product in a cool, dry place away from direct sunlight. Be sure to close containers tightly after use to avoid deterioration.



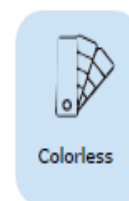

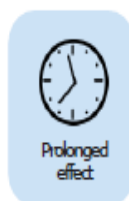
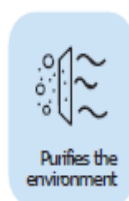
Q+TERMIK ECOAIR PLAYGROUND

PHOTOCATALYTIC IRRIGATION FOR RUBBER

The application of a colorless photocatalytic coating with high decontaminating efficiency, formulated on the basis of nanotechnology for rubber, makes it possible to use light (natural or artificial) to reduce atmospheric pollution (CO₂, NO_x, SO_x, VOCs) and prevent the proliferation of pathogenic agents in the environment. It also has an outstanding deodorizing and self-cleaning capacity, prolonging the good appearance of surfaces and reducing maintenance costs.



ADVANTAGES



HAZARD IDENTIFICATION



COLORLESS PHOTOCATALYTIC COATING TO USE

ECOAIR RUBBER: : Recommended for rubber

Yield: 10 m²/L

RECOMMENDED APPLICATION METHOD

For the different photocatalytic products, application with spraying equipment (backpack sprayer) is recommended.

Technical Information:

Recommended working pressure: 0,40 - 0,45 Mpa

Nozzle size: 0,55 inches

Nozzle flow rate: 4 L/min

Nozzle type: Curtain



APPLICATION GUIDE

- 1- The surface must be completely dry and clean before applying the photocatalytic coating. In case it is a new surface (recently placed), it should be cleaned with a blower to remove any dust to ensure the adherence of the photocatalytic coating. For more extreme cases, where the surface presents oil stains or any other dirt residue, it should be cleaned with degreaser and pressurized water.
- 2- The application area should be delimited and kept closed to the passage of people or vehicles during the execution of the work.
- 3- Apply only one coat of photocatalytic product, taking care to cover the entire surface and let it dry.
- 4- Drying is carried out under normal environmental conditions and does not require any subsequent heat treatment.

ENVIRONMENTAL CONDITIONS FOR APPLICATION

- 1- **Temperature:** Apply the product avoiding extreme temperatures.
- 2- **Humidity:** In the case of exteriors, avoid applying the product on very humid or rainy days, since humidity can interfere with proper drying.
- 3- **Exposure to light:** Photocatalytic technology is activated by natural or artificial light, so it is recommended that treated surfaces are exposed to a good light source to maximize its effect.

SAFETY DURING APPLICATION

- 1- **Personal protective equipment:** Wear gloves, mask and safety glasses to avoid direct contact with the product.
- 2- **Product storage:** Keep the product in a cool, dry place away from direct sunlight. Be sure to close containers tightly after use to avoid deterioration.



Q+TERMIK ECOAIR ADS

JOIN THE OUTER PURITY REVOLUTION

The application of a colorless photocatalytic coating with high decontaminating efficiency, formulated on the basis of nanotechnology, for advertising media allows the use of light (natural or artificial) to reduce atmospheric pollution (CO_2 , NO_x , SO_x , VOCs) and prevent the proliferation of pathogenic agents in the environment. It also has an outstanding deodorizing and self-cleaning capacity, prolonging the good appearance of surfaces and reducing maintenance costs.



ADVANTAGES



HAZARD IDENTIFICATION



COLORLESS PHOTOCATALYTIC COATING TO USE

ECOAIR ADS: Recommended for paper, tarpaulins and outdoor advertising vinyls.
Yield: 10 m²/L

RECOMMENDED APPLICATION METHOD

For the different photocatalytic products, application with spraying equipment (backpack sprayer) is recommended.

Technical Information:

Recommended working pressure: 0,40 - 0,45 Mpa

Nozzle size: 0,55 inches

Nozzle flow rate: 4 L/min

Nozzle type: Curtain



APPLICATION GUIDE

- 1- The surface must be completely dry and clean before applying the photocatalytic coating. In case it is a new surface (recently placed), it should be cleaned with a blower to remove any dust to ensure the adherence of the photocatalytic coating. For more extreme cases, where the surface presents oil stains or any other dirt residue, it should be cleaned with degreaser and pressurized water.
- 2- The application area should be delimited and kept closed to the passage of people or vehicles during the execution of the work.
- 3- Apply only one coat of photocatalytic product, taking care to cover the entire surface and let it dry.
- 4- Drying is carried out under normal environmental conditions and does not require any subsequent heat treatment.

ENVIRONMENTAL CONDITIONS FOR APPLICATION

- 1- **Temperature:** Apply the product avoiding extreme temperatures.
- 2- **Humidity:** In the case of exteriors, avoid applying the product on very humid or rainy days, since humidity can interfere with proper drying.
- 3- **Exposure to light:** Photocatalytic technology is activated by natural or artificial light, so it is recommended that treated surfaces are exposed to a good light source to maximize its effect.

SAFETY DURING APPLICATION

- 1- **Personal protective equipment:** Wear gloves, mask and safety glasses to avoid direct contact with the product.
- 2- **Product storage:** Keep the product in a cool, dry place away from direct sunlight. Be sure to close containers tightly after use to avoid deterioration.

